



3DEXPERIENCE®

Access to SIMULIA Online Courses for Students

March 2020

Preamble

- Dassault Systèmes hosts thousands of courses to learn about the software
 - Among them almost 600 courses on numerical simulation and optimization
 - Abaqus – Finite Element Analysis
 - CST, Opera – Electromagnetic Analysis
 - fe-safe – Durability Analysis
 - Isight, Tosca – Parametric and Non-parametric Optimization
 - PowerFlow, XFlow – Computational Fluid Dynamics
 - Simpack – Multibody Simulation
- For members of academic institutions usage is free, registration is required
- Courses are online only, no downloadable files

A. First Registration

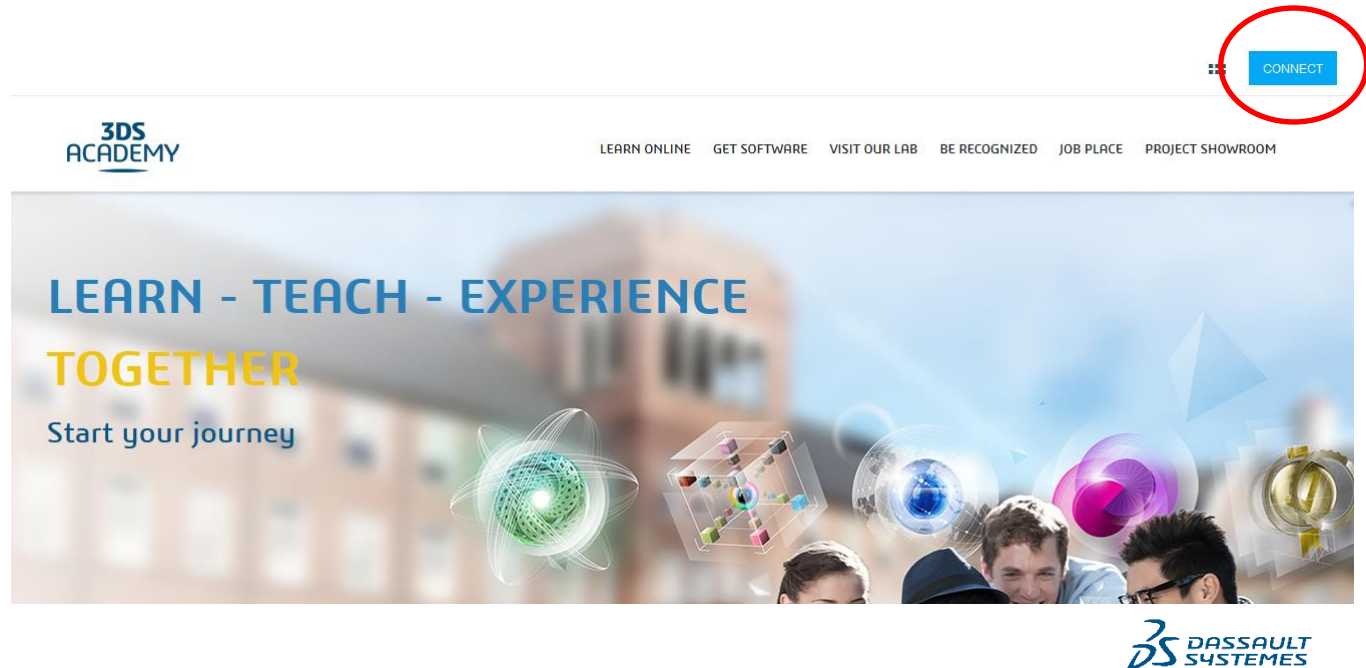
This part describes how to register for the **very first time**.

If you are already registered, you can skip this chapter and go to part B (“Courses”, slide 17) immediately.

A. First Registration - Step 1

Go to 3DS Academy: <https://academy.3ds.com>

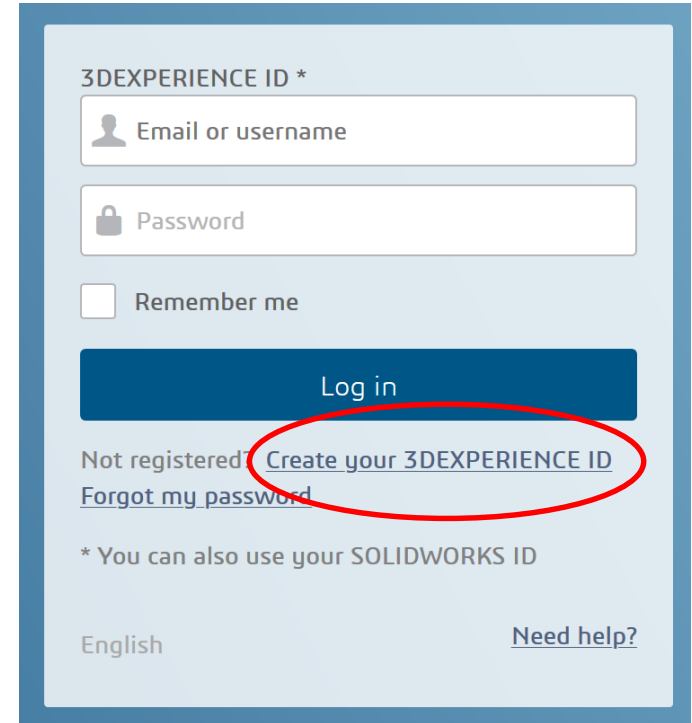
- Hit the 'CONNECT' button



A. First Registration - Step 2

Choose:

“Create your 3DEXPERIENCE ID”



3DEXPERIENCE ID *

Email or username

Password

☐ Remember me

[Log in](#)

Not registered? [Create your 3DEXPERIENCE ID](#)

[Forgot my password](#)

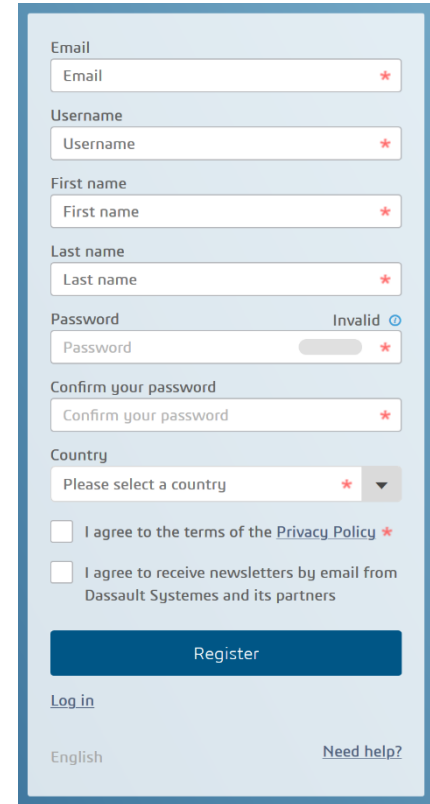
* You can also use your SOLIDWORKS ID

English [Need help?](#)

A. First Registration - Step 3

Fill out the form

- Applying an university email address is mandatory




The image shows a registration form for Step 3. It includes fields for Email, Username, First name, Last name, Password, and Confirm your password. The Password field is marked as 'Invalid' with a red star and a blue circle icon. Below these fields is a 'Country' dropdown menu with the text 'Please select a country'. At the bottom, there are two checkboxes: 'I agree to the terms of the Privacy Policy' and 'I agree to receive newsletters by email from Dassault Systemes and its partners'. A large blue 'Register' button is positioned below the checkboxes. At the very bottom, there are links for 'Log in' and 'Need help?'. The form is set against a light blue background with a darker blue border.

Email

Username

First name

Last name

Password Invalid 

Confirm your password

Country

☐ I agree to the terms of the [Privacy Policy](#)

☐ I agree to receive newsletters by email from Dassault Systemes and its partners

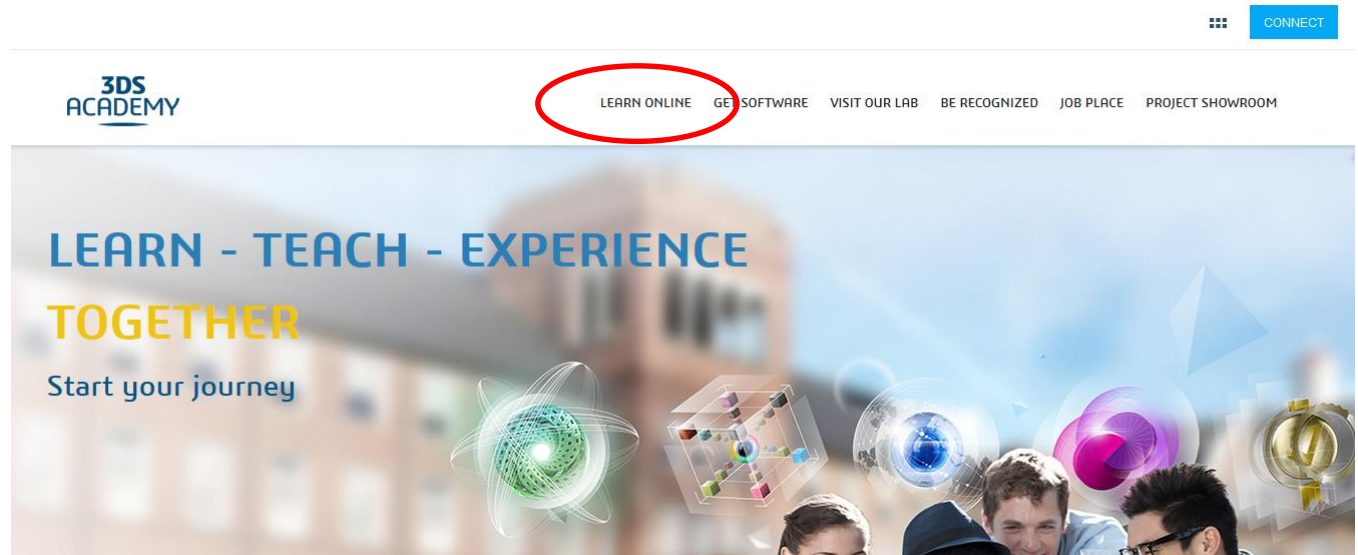
[Register](#)

[Log in](#)

English [Need help?](#)

A. First Registration - Step 4

Hit 'LEARN ONLINE'



A. First Registration - Step 5

Scroll down and click the 'CONNECT TO CLS' button



3DEXPERIENCE LEARNING SPACE

This is an innovative online learning solution where you can learn efficiently Engineering, Design, Project management etc...on account of learning paths and modules defined and developed by an international community of professors organized by committees.

Note: All the 3DEXPERIENCE courses are now directly available in PLEXUS

[▶ START YOUR JOURNEY](#)

3DS LEARNING SPACE

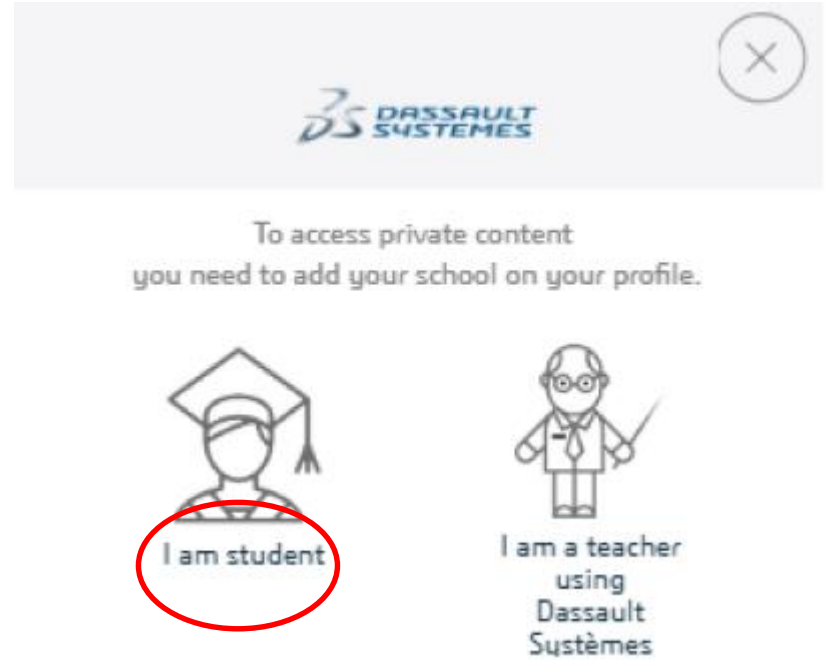
Courses for legacy solutions (CATIA V5, ABAQUS etc.)

For 3DEXPERIENCE courses, please check the PEER LEARNING EXPERIENCE

[CONNECT TO CLS](#)

A. First Registration - Step 6



Select 'student'



A. First Registration - Step 7

A form shows-up with your university email address (the address you already specified in step 3)

- Hit 'Next'



To access private content
you need to add your school on your profile.

☐ I don't have a school email

☒ My school issued email address is

☐ My school-issued email is:

☐ I agree to receive a maximum of 4
newsletters per year related to student contests
& free 3DS Academy offers.

Next

A. First Registration - Step 8

You have received an email to your university account

- Go to your university email account and activate your profile



AN EMAIL HAS BEEN SENT TO

[redacted]

Please follow the link inside the email to activate your student access Please follow the activate link to finalize your account

[Resend the activation link](#)

3DS ACADEMY

You profile is almost ready!

Dear [redacted],

To activate your profile, please click on the following link.

ACTIVATE MY PROFILE

Regards,
3DS Academy Team.



A. First Registration - Step 9

Your registration is completed

- Close the pop-up window



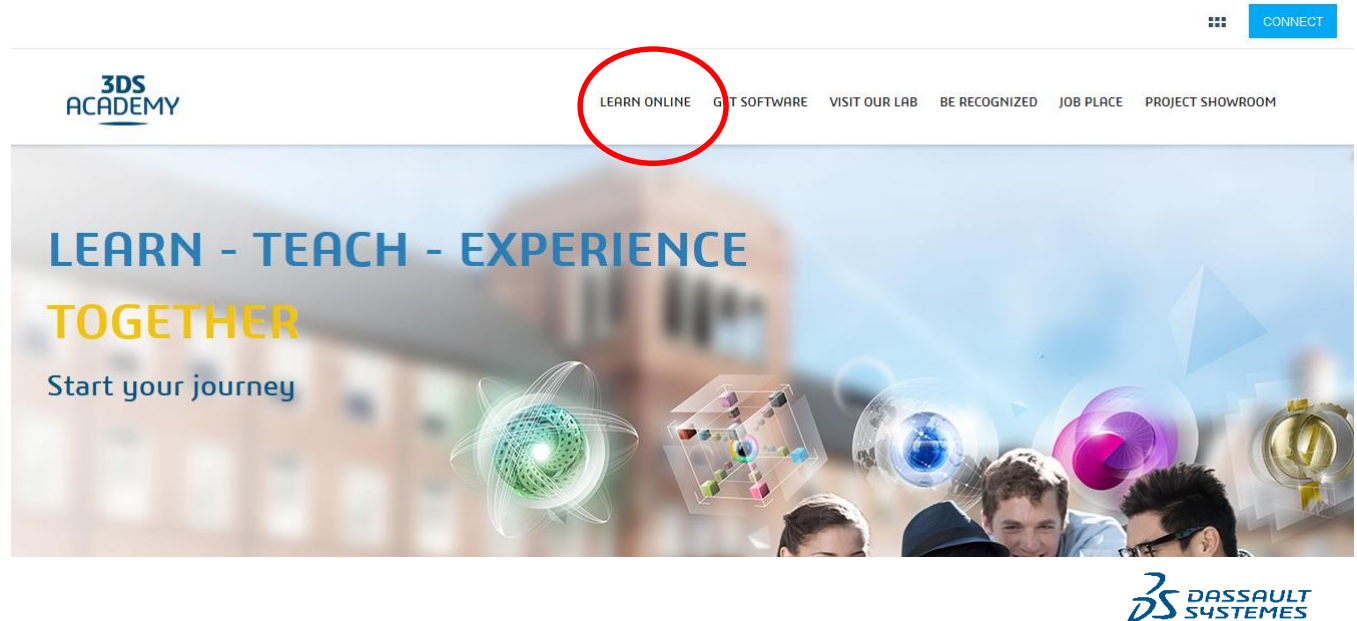
SUCCESS !

You have now access to student resources:
courses, softwares and projects.

A. First Registration - Step 10

You are back on the 3DS Academy website: <https://academy.3ds.com>

- Hit 'LEARN ONLINE' again



A. First Registration - Step 11

Scroll down and click the 'CONNECT TO CLS' button again



3DEXPERIENCE CLS SERVICES

This is an innovative online learning solution where you can learn efficiently Engineering, Design, Project management etc...on account of learning paths a modules defined and developed by an international community of professors organized by committees.

Note: All the 3DEXPERIENCE courses are now directly available in PLEXI

[START YOUR JOURNEY](#)

3DS LEARNING SPACE

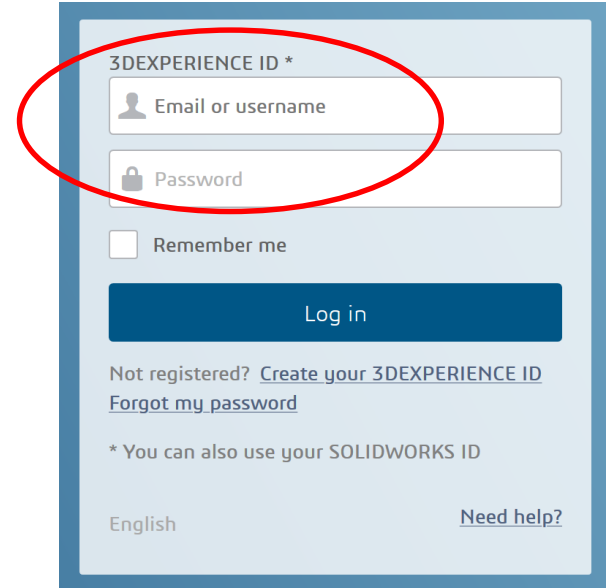
Courses for legacy solutions (CATIA V5, ABAQUS etc.)

For **3DEXPERIENCE** courses, please check the PEER LEARNING EXPERIENCE

[CONNECT TO CLS](#)

A. First Registration - Step 12

Provide your credentials (as defined in Step 3)



3DEXPERIENCE ID *

☐ Remember me

[Log in](#)

Not registered? [Create your 3DEXPERIENCE ID](#)
[Forgot my password](#)

* You can also use your SOLIDWORKS ID

English [Need help?](#)

A. First Registration - Step 13

Congratulations – you have reached the online courses!

- Go to slide 20 of this presentation to actually choose your courses



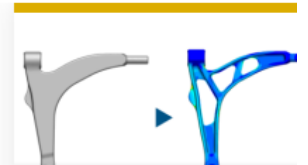
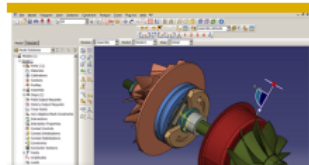
HOME

LEARNING PATHS

COURSES

In Progress Learnings (8)

List of ongoing learning paths and courses

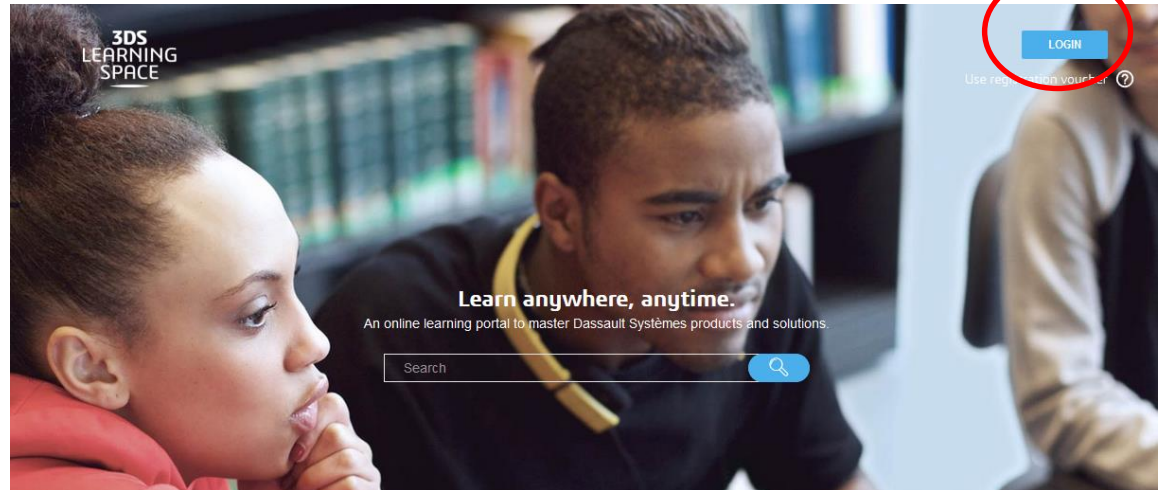


B. Courses

B. Courses - Step 1

Go to 3DS Learning Space: <https://learningspace.3ds.com>


- Hit 'LOGIN'




B. Courses - Step 2


Provide your credentials (as defined in Step 3 of part A “ First Registration”)

LOGIN





Login




Password

LOGIN

[Forgot Password / Login Id?](#)
[Need Help?](#)
[Check pre-requisites](#)

B. Courses - Step 3

Select 'Courses'



In Progress Learnings (8)

List of ongoing learning paths and courses



B. Courses - Step 4

Apply filters according to your interests

- Select 'More Filters'
- Use the filters for 'Brand' (SIMULIA) and 'Discipline' in particular

Courses (220/2325)

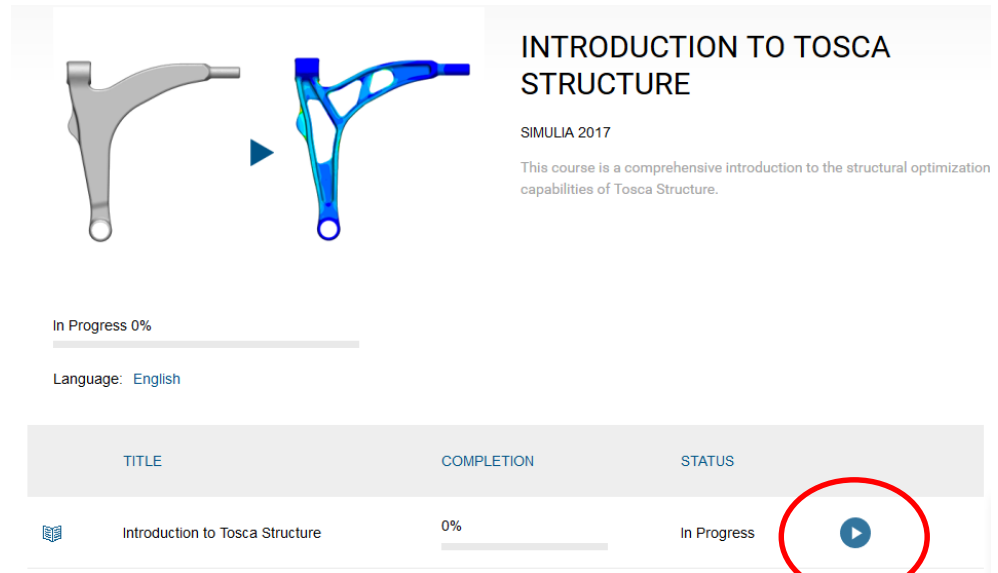
The screenshot displays the SIMULIA course catalog interface. At the top, there are filter buttons for Industry, Role, Brand, Version, Language, Level, and Discipline. The 'Brand' and 'Discipline' buttons are circled in red. Below these filters, a 'Sort By' dropdown is set to 'Recently Accessed'. A red arrow points from the 'Brand' filter to the 'SIMULIA' filter chip, and another red arrow points from the 'Discipline' filter to the 'Advanced Abaqus' filter chip. The filter chips include SIMULIA, Advanced Abaqus, Introductory Abaqus, Simpack, and Tosca Structure. Below the filters, a grid of course cards is shown. Each card features a thumbnail image, the course title, the duration, and the progress status.

Course	Duration	Progress
Introduction to Abaqus/CAE	16 hours	12% In Progress
Modeling Rubber and Viscoelasticity with Abaqus	16 hours	0% In Progress
Introduction to Simpack	24 hours	Not started
Flexible Bodies in Simpack	8 hours	Not started
Simpack Contact Mechanics	8 hours	Not started
Simpack User Routine	Not specified	Not started

B. Courses - Step 5

Select the course of your interest

- Hit the play button





INTRODUCTION TO TOSCA
STRUCTURE

SIMULIA 2017

This course is a comprehensive introduction to the structural optimization capabilities of Tosca Structure.

In Progress 0%

Language: English

TITLE	COMPLETION	STATUS
 Introduction to Tosca Structure	0% <div></div>	In Progress 



Good luck!